

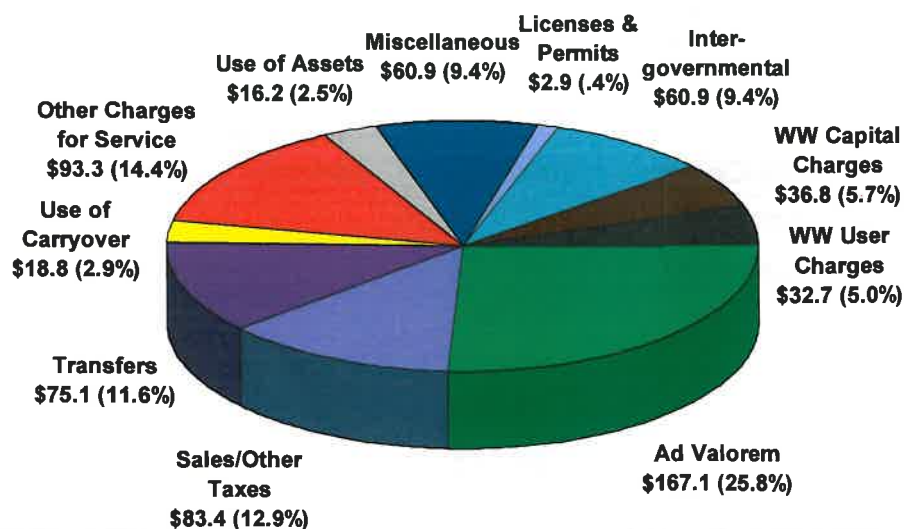
Johnson County Government

Budget & Five-Year Financial Forecast

September 23, 2010

FY 2011 Revenues

in Millions and in Percent



Johnson County Mill Rate Breakdown

Type	2007	2008	2009	2010	2011
General	17.949	17.985	17.767	17.716	17.716
Library	2.960	2.962	3.057	3.151	3.151
Park and Recreation	2.290	2.295	2.341	2.346	2.346
Total Mill Rate	23.199	23.242	23.165	23.213	23.213

9

2009 Kansas Mill Levy Comparison

Out of the 105 Counties in the State of Kansas, Johnson County's County Taxing District Mill Levy of 17.716 in 2009 is the lowest. The following are the 6 lowest in terms of total rate.

Kansas County	2009 Levy	Difference Compared to Johnson County
Johnson	17.716	
Pottawatomie	26.137	8.421
Seward	27.547	9.831
Harvey	27.875	10.159
McPherson	27.997	10.281
Haskell	28.713	10.997

10

2009 Kansas Mill Levy Comparison

The chart reflects how Johnson County's County Taxing District Mill Levy compares with the more urban Kansas Counties. The following are the five most populated Kansas Counties and their County Taxing District Mill rates.

Kansas County	2009 Levy	Difference Compared to Johnson County
Johnson	17.716	
Sedgwick	29.868	12.152
Wyandotte	30.889	13.173
Douglas	32.803	15.087
Shawnee	40.965	23.249

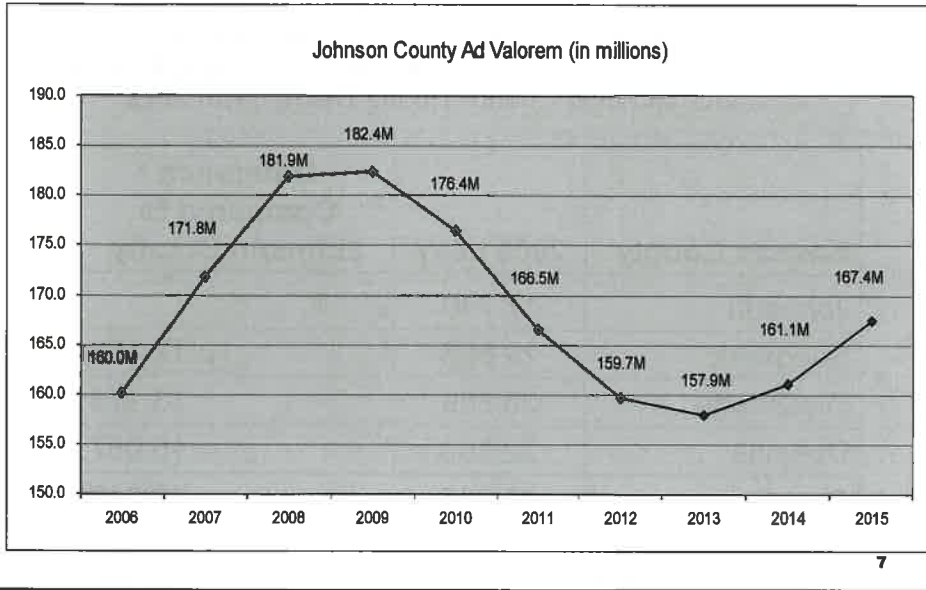
11

Assessed Valuation – County Taxing District

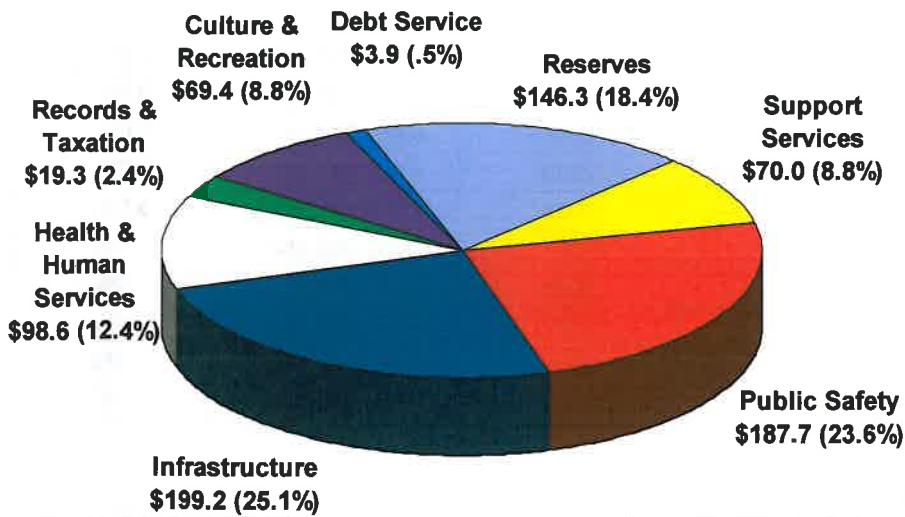
Assessment Year	Budget Year	Total	% Change
1999	2000	4,849,449,401	12.9%
2000	2001	5,482,711,314	13.1%
2001	2002	5,951,066,419	8.5%
2002	2003	6,169,844,607	3.7%
2003	2004	6,481,292,971	5.0%
2004	2005	6,803,214,025	5.0%
2005	2006	7,178,491,041	5.5%
2006	2007	7,733,096,457	7.7%
2007	2008	8,168,949,925	5.6%
2008	2009	8,231,306,706	0.8%
2009	2010	7,969,528,237	-3.2%
2010	2011	7,522,487,535	-5.6%

6

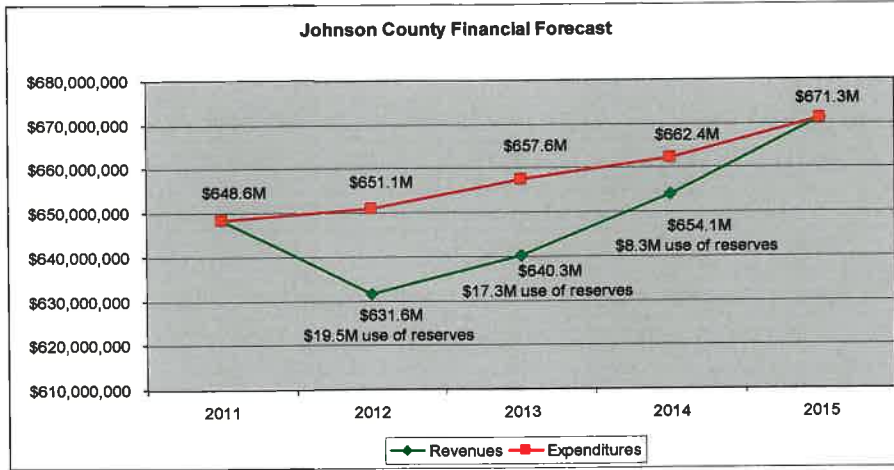
Johnson County Ad Valorem



FY 2011 Operating Expenditures in Millions and in Percent (Including Reserves)



Johnson County Financial Forecast



	2011	2012	2013	2014	2015
County Taxing District Budget Reductions	\$12.0M	\$10.4M	\$11.0M	\$16.1M	\$11.1M
Park & Recreation Taxing Dist. Budget Reductions	\$2.6M	\$0.3M	\$0.9M	\$0.4M	\$1.8M
Library Taxing District Budget Reductions	\$1.1M	\$0.6M	\$0.4M	(\$0.3M)	\$0.1M

Public Service, Public Values, Public Leadership

